

## Facts at a Glance 2010

The San Diego County Employees Retirement Association (SDCERA) was established on July 1, 1939, to administer defined benefit retirement plans for eligible employees of San Diego County and participating employers. The benefits are defined by the County Employees Retirement Law of 1937 as adopted and implemented by the Board of Supervisors and Board of Retirement. SDCERA is responsible for collecting, depositing, investing and managing the retirement funds under the direction and guidance of the Board of Retirement. SDCERA administers a defined benefit plan that provides retirement benefits based on a member's retirement age, service credit and final average compensation and provides a wide range of services to its more than 36,000 active, deferred and retired members.

## Membership facts

*Facts at a Glance* is a compilation of information of interest to Board Members, staff and the general public. Information is current as of June 30, 2010.

MEMBERSHIP SUMMARY			
	GENERAL	SAFETY	TOTAL
<b>ACTIVE MEMBERS</b>			
Tier I	42	-	42
Tier A	13,468	3,281	16,749
Tier B	163	27	190
Total Active Members	13,673	3,308	16,981
<b>DEFERRED MEMBERS</b>			
Tier I	2,079	-	2,079
Tier A	2,541	620	3,161
Tier B	12	2	14
Total Deferred Members	4,632	622	5,254
<b>RETIRED MEMBERS</b>			
Tier I	5,534	540	6,074
Tier II	1,814	304	2,118
Tier A	4,550	1,180	5,730
Tier B	-	-	-
Total Retired Members	11,898	2,024	13,922
Total Members	30,203	5,954	36,157

## Membership facts

ACTIVE AND RETIRED MEMBERS BY EMPLOYER						
	TOTAL MEMBERS	COUNTY OF SAN DIEGO	SUPERIOR COURT	SAN DIEGUITO RIVER VALLEY JOINT POWER AUTHORITY	LOCAL AGENCY FORMATION COMMISSION	SAN DIEGO COUNTY OFFICE OF EDUCATION
NUMBER OF COVERED MEMBERS	36,157	33,582	2,514	22	15	24
PERCENTAGE TO TOTAL SYSTEM	100.00	92.88	6.95	0.06	0.04	0.07

## Retirement benefit facts

**MEDIAN ANNUAL RETIREMENT BENEFIT:**  
**\$21,924** (approximately \$1,827 per month)

**AVERAGE ANNUAL RETIREMENT BENEFIT:**  
**\$30,479** (approximately \$2,540 per month)

Retirement Benefit Amounts Range and Frequency	
Amount of Annual Benefit	Number of Retired Members
\$0–\$9,999	2,728
\$10,000–19,999	3,510
\$20,000–29,999	2,515
\$30,000–39,999	1,798
\$40,000–49,999	1,015
\$50,000–59,999	639
\$60,000–69,999	509
\$70,000–79,999	405
\$80,000–89,999	272
\$90,000–99,999	179
\$100,000+	352
<b>Total</b>	<b>13,922</b>

### AVERAGE RETIREMENT BENEFITS BY LENGTH OF SERVICE

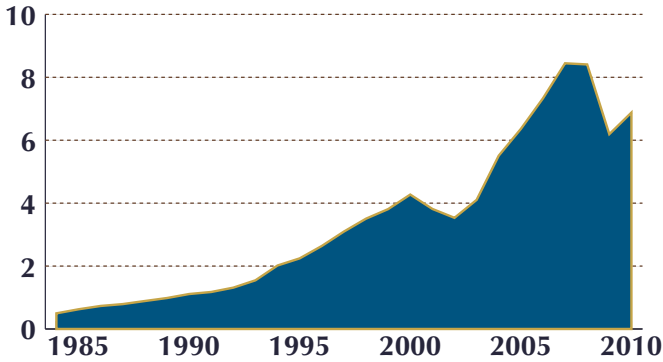
(Retirement effective Fiscal Year 2010)

YEARS OF CREDITED SERVICE	AVERAGE FINAL MONTHLY SALARY	AVERAGE MONTHLY BENEFIT	NUMBER OF RETIRED MEMBERS
0-5	\$6,342	\$706	16
5-10	\$4,149	\$895	144
10-15	\$5,833	\$1,707	153
15-20	\$5,864	\$2,618	105
20-25	\$6,656	\$6,790	152
25-30	\$10,678	\$4,886	67
30+	\$6,992	\$6,511	83

# Pension fund facts

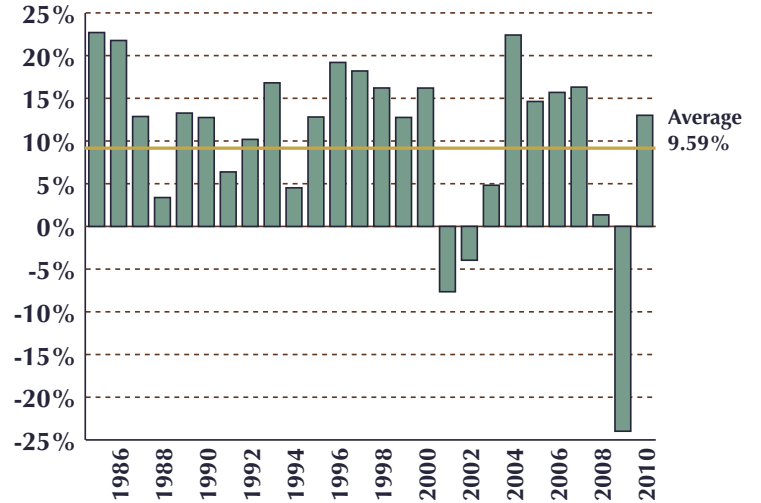
## SDCERA MARKET VALUE IN FUND ASSETS

(in Billions)  
1984-2010



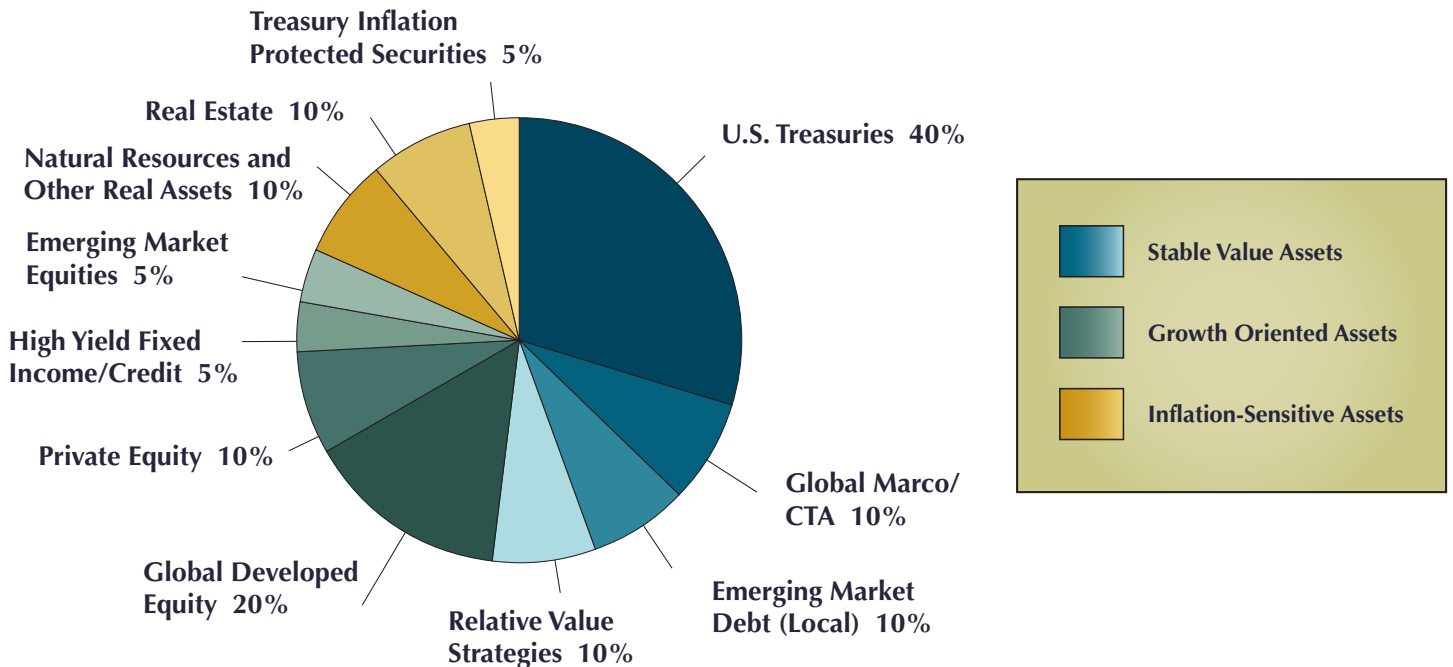
## SDCERA ANNUAL TOTAL FUND RETURN

1985-2010



## STRATEGIC ASSET ALLOCATION

Effective July 1, 2010



\* Exposure is expressed as a percent of the fund's net asset value and totals to 135%.